

AUSTRALIAN

RESEARCH



Contents

**This is an extract from the Listed Managed Investments
June 2010 Quarterly Review**

For Advisers Only

IMPORTANT NOTICE

Aegis has been commissioned to produce this report.

Disclaimer & Disclosure of Interests

This publication has been prepared by Aegis Equities Research Pty Limited ("Aegis") (ACN 085 293 910) an authorised representative of Morningstar Australasia Pty Ltd (ACN 090 665 544) (AFSL 240 892). Whilst the information contained in this publication has been prepared with all reasonable care from sources, which Aegis believes are reliable, no responsibility or liability is accepted by Aegis for any errors or omissions or misstatements however caused. Any opinions, forecasts or recommendations reflects the judgement and assumptions of Aegis as at the date of publication and may change without notice. Aegis and its officers, agents, employees, consultants and its related bodies corporate, exclude all liability whatsoever, in negligence or otherwise, for any loss or damage relating to this document to the fullest extent permitted by law. This publication is not and should not be construed as an offer to sell or the solicitation of an offer to purchase or subscribe for any investment. Any securities recommendation contained in this publication is unsolicited general information only. Aegis is not aware that any recipient intends to rely on this publication or of the manner in which a recipient intends to use it. In preparing our information, it is not possible to take into consideration the investment objectives, financial situation or particular needs of any individual recipient. Investors should obtain individual financial advice from their investment advisor to determine whether recommendations contained in this publication are appropriate to their investment objectives, financial situation or particular needs before acting on such recommendations. This publication is not for public circulation or reproduction whether in whole or in part and is not to be disclosed to any person other than the intended recipient, without obtaining the prior written consent of Aegis. Aegis its officers, employees, consultants or its related bodies corporate may, from time to time hold positions in any securities included in this report and may buy or sell such securities or engage in other transactions involving such securities. Aegis and its Directors and associates declare that from time to time they may hold interests in and/or earn brokerage, fees or other benefits from securities mentioned in this publication.

Aegis, its officers, employees, consultants and its related bodies corporate have not and will not receive, whether directly or indirectly, any commission, fee, benefit or advantage, whether pecuniary or otherwise in connection with making any recommendation contained in this report and/or on this web site. Aegis discloses that from time to time, it or its officers, employees and its related bodies corporate may have an interest in the securities, directly or indirectly, which are the subject of these recommendations; may buy or sell securities in the companies mentioned in this publication; may effect transactions which may not be consistent with the recommendations in this publication; may have directorships in the companies mentioned in this publication; and/ or may perform paid services for the companies that are the subject of such recommendations. However, under no circumstances, has Aegis been influenced, either directly or indirectly, in making any recommendation contained in this report and/or on this web site.

The information contained in this publication must be read in conjunction with the Legal Notice that can be located at <http://www.aegis.com.au/Public/Disclaimer.aspx>. For more information regarding our services please refer to our website www.aegis.com.au

Djerriwarrh Investments Limited (DJW)



LMI Type	Investment Assets	Investment Area	Investment Sectors
Listed Investment Company	Listed Companies	Australia	Diversified

Company Details

DJW is an LIC that invests in Australian equities, with a focus on companies in the ASX with an active options market. Its stock portfolio is generally similar to that of its stablemate, AFIC. It enhances total income by writing call options on up to 50% of the stocks held in its portfolio (buy-write strategies). DJW is active in corporate governance and generally votes on proxies.

Board

B Teele (Chairman), R Barker, G Kraehe, T Campbell, A Guy, J Paterson, P Barnett, A Williams

Investment Philosophy

DJW's investment philosophy is built on taking a medium- to long-term view of value, adopting a 'buy-and-hold' investment strategy for stocks.

Style and Process

DJW's style is best characterised as a bottom-up, index-unaware, 'buy-and-hold', value-biased style with respect to its stock holdings. The objective of DJW is to provide investors with an enhanced, fully franked dividend yield and capital growth. The portfolio is split into two parts: a long-term investment portfolio which has call options written over part of the portfolio. The portfolio is more actively managed than its counterpart AFIC, in that the manager seeks to undertake 'buy-write' strategies for between 20% and 50% of the investment portfolio in order to generate higher income. DJW prefers to buy stocks with strong management, good free-cashflow, strong sustainable margins and an ability to pay increasing franked dividends. Dividends are chiefly sourced from operating profits, but can come out of realised gains. In analysing companies, DJW uses external brokers and spends time with management (particularly the CEO) and seeks the opinion of its investment committee at weekly investment meetings.

Investment Team

Bruce Teele, BSc, BCom: Chairman; Ross Barker, BSc(Hons), MBA, Grad Dip SIA: Managing Director; Mark Freeman, BCom, MBA, ASIA: Chief Investment Manager; Alan Dunn, BEc, BCom, CFA: Senior Investment Analyst; Kieran Kennedy, BCom, CPA: Investment Analyst

Aegis Comments

DJW aims to generate relatively stable returns and enhanced, fully franked income. The Fund's discretionary buy-write strategy is integral to achieving this objective. The nature of the strategy is such that DJW is well placed to outperform in flat markets, but may underperform in strong markets. Over the 12 months to 30 June 2010, DJW underperformed the S&P/ASX 50 Accumulation Index, with portfolio returns (pre-tax NTA plus dividends) increasing 11.6% versus a 13.5% increase by the benchmark index. Despite DJW's FY10 revenues being affected by lower dividend and options income, the FY10 dividend was maintained at 16cps. No FY11 dividend guidance was provided. While DJW expects some recovery in dividend income, it will look to increase the level of call option coverage to bolster revenues. During the year, the level of gearing in the portfolio was reduced as bank debt was repaid and the Convertible Notes were redeemed or converted to shares. However, as it was fully invested, DJW recently drew down \$50M of debt to take advantage of higher volatility and more attractive valuations.

Key investment information



RATING Recommended

Price (\$) 3.90

As at 19 August 2010

Market Cap (\$M) 828.4

Shares On Issue (M) 212.4

Shares Traded (\$M p.a.) 83.8

12-month L/H (\$) 3.84/4.85

Listing Date June 1995

Fees

Management Fee (%) 0.36

Performance Incentives (%) n/a

Pre-Tax NTA Performance Analytics (including dividends)

	S&P/ASX			
	50 Acc		All Ords Acc	
	1 Yr	3 Yr (p.a.)	1 Yr	3 Yr (p.a.)
Excess Per. (%)	(1.85)	(0.42)	(2.17)	1.19
Beta	0.91	0.97	0.91	0.89
TE (%)	3.92	3.57	3.73	4.24
IR	(0.47)	(0.12)	(0.58)	0.28

Benchmark returns are purely pre-tax, whereas LIC returns incorporate realised capital gains tax and will understate portfolio performance.

Dividend Yield (%)

FY08	FY09	FY10
6.60ff	6.60ff	6.60ff

Substantial Unitholders (%)

AFIC	4.1
RBC Dexia Investor Services	0.8

As at 30 June 2010

Company contact



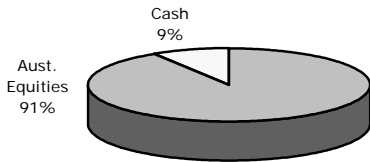
Geoff Driver
gdriver@afi.com.au
61 3 9679 1659

www.djerri.com.au

For Advisers Only

Sector	Industry Group	Industry	Sub Industry
Financials	Diversified Financials	Capital Markets	Diversified Capital Markets

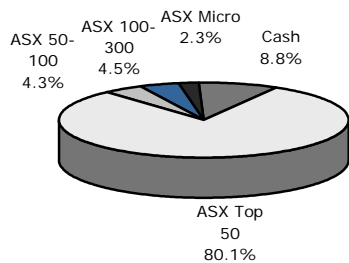
Asset Weighting



Other Data

Options: None on issue.
 Dividend policy: DJW looks to distribute all dividends and income received such that they are fully franked.
 Capital management policy: DJW has a buyback arrangement in place to buy back shares if trading at a discount to NTA.
 LIC tax concessions: Yes
 DRP available: Yes, at a 5% discount to the current market price.

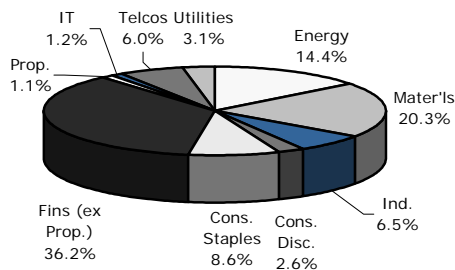
Size Weighting



DJW's Portfolio (Top 10)

Code	Weighting		2011 Morningstar Forecasts			Prem/Disc to MStar Valuation (%)
	Portfolio (%)	S&P/ASX 50 (%)	PE (x)	Yield (%)	EPS Gth (%)	
BHP	13.1	15.0	10.0	2.6	46.8	(26.8)
WBC	9.1	7.8	10.2	6.8	6.8	(21.6)
CBA	6.1	9.3	11.0	6.2	14.5	(15.1)
TLS	6.0	4.3	10.1	8.9	3.9	(30.4)
NAB	5.7	6.1	9.8	6.7	13.5	(24.4)
WPL	5.3	2.5	15.4	3.8	39.2	(44.1)
ANZ	4.6	6.7	10.3	6.0	13.4	(21.0)
OSH	4.0	0.7	37.6	1.2	(8.7)	17.7
STO	2.9	1.3	17.7	4.0	22.6	(7.4)
QBE	2.8	2.2	10.1	7.3	1.1	(33.9)
	59.7	55.9	12.9	5.2	19.6	

Sector Weighting (Equities Component)

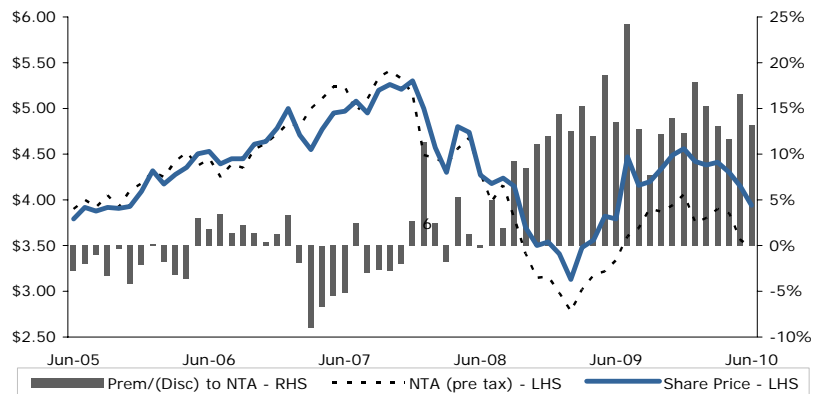


Tax-Based Returns on Share Price and Dividends

Fund	Fund		S&P/ASX 50 Acc		All Ords Acc.	
	1Yr Rtn (%)	3Yr Ann (%)	1Yr Rtn (%)	3Yr Ann (%)	1Yr Rtn (%)	3Yr Ann (%)
No Tax (0%)	13.1	0.7	15.0	(5.0)	15.1	(6.8)
Super Fund (15%)	11.7	(0.5)	14.1	(5.8)	14.3	(7.6)
AWOTE* (31.5%)	10.2	(1.9)	13.1	(6.8)	13.4	(8.4)
Max Tax Rate (46.5%)**	8.8	(3.1)	12.2	(7.6)	12.5	(9.1)

* Marginal Tax Rate for worker on the Average Wage OTE rate + Annualised
 ** Max Tax Rate of 46.5% used from July 2006 (48.5% used prior to July 2006)

NTA & Share Price Performance



Source all figures: DJW/Morningstar/IRESS

All data As at 30 June 2010 unless otherwise specified

For Advisers Only



Level 6, 33 York Street
Sydney NSW 2000 Australia
Locked Bag 7 Australia Square
Sydney NSW 1215
Phone 61 2 8296 1100
Fax 61 2 9299 3777
ABN 72 085 293 910
www.aegis.com.au